




First of all, we strongly recommend you to write the parts numbers on the reverse sides of each part.





We also recommend you to fit the parts before glue them together.




Fit the parts and you need to understand the final shapes.









Much harder parts are coming.



Do not glue black bar and legs. These parts should be kept free until the last step.



Once the legs are completed, the hardest parts are done, almost.



Connection parts between legs and the frame.



Stage



GOOD LUCK!!